

Year 3 Home Learning Thursday 2nd April 2020

Task 1 - Reading Comprehension 9:00 - 9:45am

Look at this picture called Room



1. What do you notice about this room? What is familiar to you? What is unexpected or unfamiliar?
2. What has happened to the wallpaper?
3. What is the girl doing?
4. What is she watching? Is she enjoying it?
5. Why isn't there any other furniture in the room?
6. Why is there only a small patch of light?
7. Does she live here? Who with?
8. Is she happy?

Task 2 - Maths 10:00 - 11:00am Times Tables Work

Remember to log into **My Maths** website:

School Username: hoddern

School password: ilovemaths2

Then put in My portal username and then My portal password.

Or log into your **TT Rockstars** account

Warm up your maths brain with this game....

Fastest Times Tables Facts

Choose a times table to focus on and have a competition to see who can write down the times tables facts the fastest. You can decide whether to write the number sentences out in full (e.g. $1 \times 2 = 2$, $2 \times 2 = 4$, $3 \times 2 = 6$) or just the numbers (e.g. 2, 4, 6).

Activity: Can you help Detective Dog hunt with more missing numbers in these Times Tables below? Write out your times tables to help you.

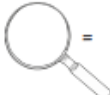
BBC Super Movers has some great Times Table Songs you can sing and dance along to, which will help you learn your times tables.


<https://www.bbc.co.uk/teach/supermovers/ks2-maths-collection/z7frpg8>


Times Table Hunt: 2x, 3x, 5x and 10x Table

Detective Dog is on the hunt for some missing numbers from the 2x, 3x, 5x and 10x tables. Can you help him find them?

13. $12 \times 5 =$ 


14. $7 \times$  $= 70$

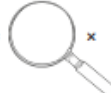
15. $12 =$  $\times 3$

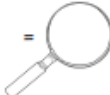
16. $11 \times 10 =$ 


20. $8 \times$  $= 40$


21. $7 \times$  $= 14$

17. $5 \times 3 =$ 

22. $18 =$  $\times 3$

18. $30 =$  $\times 3$

23. $45 =$  $\times 5$

19. $10 \times 2 =$ 

24. $8 \times 2 =$ 



Task 3 - Handwriting 11:00 - 11:30am

Carefully copy each word. Look to see where the letter joins.

Write out each word ten times.

First 100 High Frequency Words Handwriting

Practise your weekly spelling words using cursive handwriting.

he

up

no

from

day

I

had

mum

children

made

Task 4 - English Writing 11:30 - 12:30

<https://www.twinkl.co.uk/resource/tp2-e-3526-romulus-and-remus-ebook>

If you can access TWINKL with a free log on please click on this link, download and read this ebook, the story of Romulus and Remus.

Now focus on the **solution** part of your version of Romulus and Remus. Write a paragraph, make sure you include **how you are solving the problem** you wrote about yesterday.

In your story include:

- Full stops and capital letters.
- Expanded Noun Phrase - *the tall, green grass.*

Lunch 12:30 - 1:30pm

Task 5 - RE 1:30 - 2:30pm Activity on next page...

Activity: To label a Christian place of worship (church)

Look at this Christian Place of Worship powerpoint to help you.

<https://www.twinkl.co.uk/resource/t2-r-118-ks2-places-of-worship-christian-churches>

Use this picture to help you draw the inside of a church and label the main objects inside a church.

Places of Worship: **Church**

Fill in the blanks from the list.

font pulpit pews altar cross stained-glass window lectern



Family time 2:30pm

