

Year 3 Home Learning Monday 30th March 2020

Task 1 - Reading Comprehension 9:00 - 9:45am



1. Who do you think this is?
2. Why is he carrying all of those jars? What's inside them? Why are they attached to his clothing? Couldn't he just carry them in a bag?
3. Why is he wearing this clothing?
4. Is he going to open the blue jar? Why?
5. Why is his other fist clenched?
6. What does his body language tell you about his thoughts and feelings?
7. Choose 3 words to describe this character. Justify your choices to a grown up or sibling at home and explain why your words are better than anyone else's! [Your family could vote on the best words and debate why they are the best; repeat for the 'worst'/least appropriate.]

Task 2 - Maths 10:00 - 11:00am Times Tables Work

Remember to log into **My Maths** website

School Username: hoddern

School password: ilovemaths2

Then put in My portal username and then My portal password.

Or log into your **TT Rockstars** account

Maths work continues on the next page....

Warm up your maths brain with this game....

Fizz Buzz

Choose 'fizz' for multiples of a number (e.g. 3), and 'buzz' for multiples of another number (e.g. 5). Starting with 1, players take it in turns to say the next number. However, each time a multiple of 3 or 5 is reached, the player must say 'fizz' or 'buzz' instead of the number. If the number is a multiple of both 3 and 5, the player must say 'fizzbuzz'.

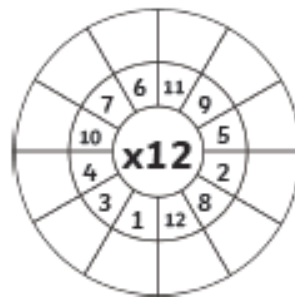
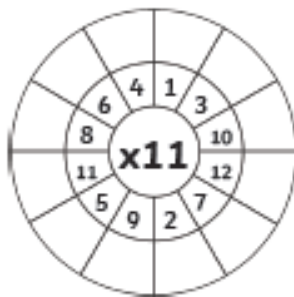
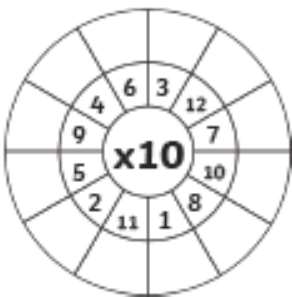
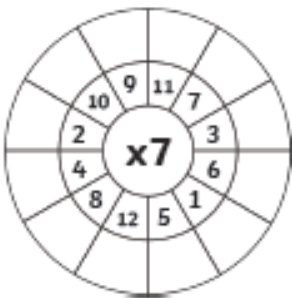
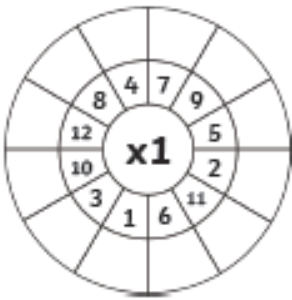
For example: one, two, fizz, four, buzz, seven, eight, fizz, buzz, eleven, fizz, thirteen, fourteen, fizzbuzz

You could try other multiples or adding another multiple for a more complex game.

Activity: Multiply the numbers by the middle number

Multiplication Wheels

Multiply the numbers by the middle number.



Task 3 - Handwriting 11:00 - 11:30am

Carefully copy each word. Look to see where the letters join.
Write out each word ten times.

First 100 High Frequency Words Handwriting

Practise your weekly spelling words using cursive handwriting.

the

that

not

look

put

and

with

then

don't

could

Task 4 - English Writing 11:30 - 12:30

<https://www.twinkl.co.uk/resource/tp2-e-3526-romulus-and-remus-ebook>

If you can access TWINKL with a free log on please click on this link, download and read this ebook, the story of Romulus and Remus.

Write the **opening paragraph** of your own version of Romulus and Remus. Make sure you include a **setting description**.

Use:

- Full stops and capital letters.
- noun phrases - *sparkling blue river, kind caring wolf*
- fronted adverbials - *One sunny day; Early in the evening*

Lunch 12:30 - 1:30pm

Task 5 - Music 1:30 - 2:30pm

Can you make a musical instrument using objects or clean items ready for recycling from around your house?

Here are some ideas: a harmonica; can drums; tambourine; water xylophone; homemade rainstick with rice inside; paper plate banjo.

Pictures below for inspiration to have a go at making these at home...



Family time 2:30pm

